

“Lion attacking a Horse” Capitoline Museum



7,800 lbs.
Marble
8' L x 5' W x 5' H






Atrium



Loading dock



Crane





Steel Base

8,890 lbs.

14.75' x 10.5' x 2'

4-steel frame sections 1,750 lbs. each

9-wide flange beams 210 lbs. each























DeWain Valentine "Gray Column"

Polyester Resin

1975

3,500 lbs.

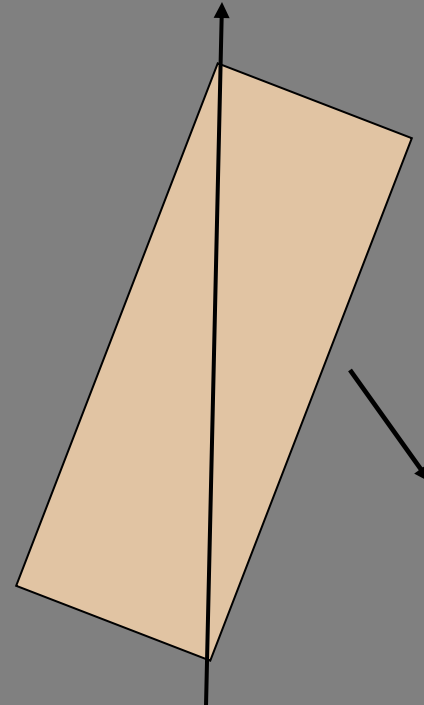
8' L x 1' D x 12' H





Laying the crate down

Slings are choked at the top edge of the crate to change the center of gravity and allow the crate to be lowered evenly.



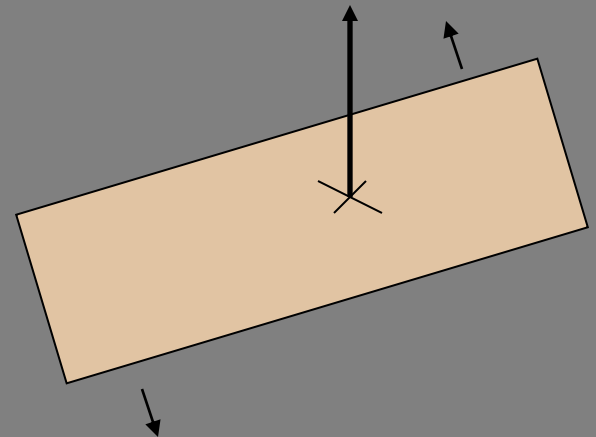




Lifting the crate

Slings are choked at the center of the sides of the crate and above the center of gravity for lifting and pivoting on bottom edge.

(not enough head room to lift from the top of the crate)


















Pressure adjusting bolts

Neoprene

Beveled curb

Clamp

